



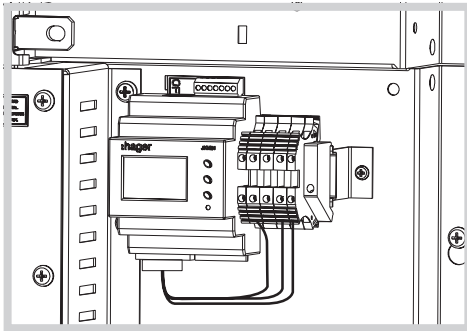
Invicta 3 JF8 Pluggable Meter Kit - JF803PM

Instructions/Data Sheet

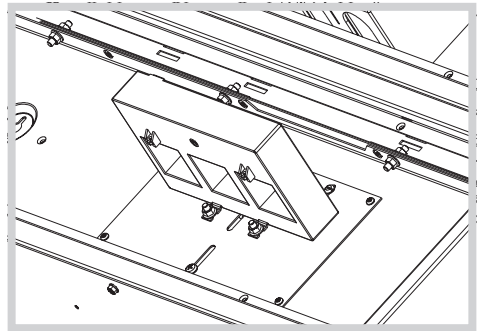
ZD0827

Components in this kit:

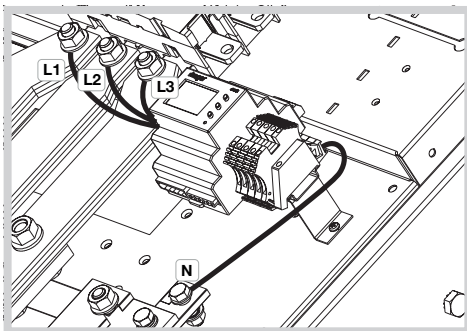
- Meter, CT and loom assembly
- 1 x CT pack
- Bracket & fixings
- 'Warning' label



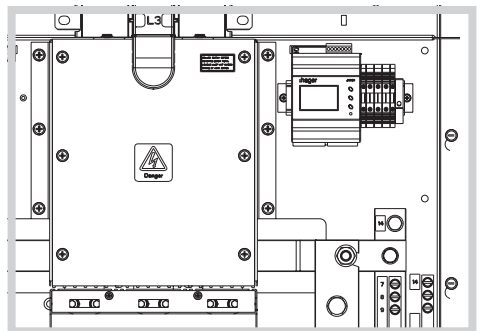
Fit the meter bracket onto the chassis using the fixings provided.



The CT Pack needs to be fitted in the cable extension box below the panelboard, plug the CT to the meter with the RJ45 cable.



Remove the busbar shroud and fit Line & Neutral cables to the positions as shown above. Tighten to the required torque stated in the panelboard instructions.



Fit the shrouds with the fixings provided.

ZD0827