

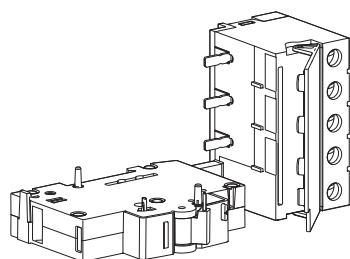
## RCD add-on block (AOB)

for MCB:

- NBNxxxA
- NCNxxxA
- NDNxxxA

## User instructions

6B 5025.a



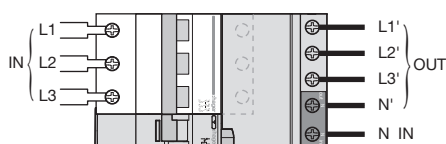
BD163T, BE163T, BF163T



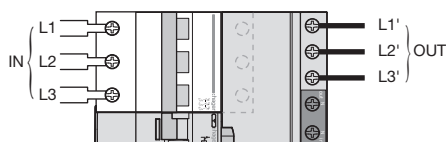
**WARNING : Installation by qualified contractors only**

### Electrical connection

3Ph + N



3Ph

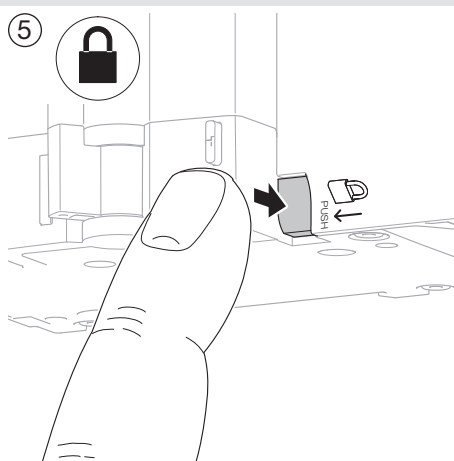
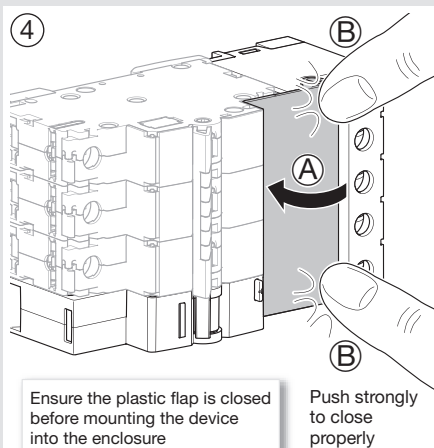
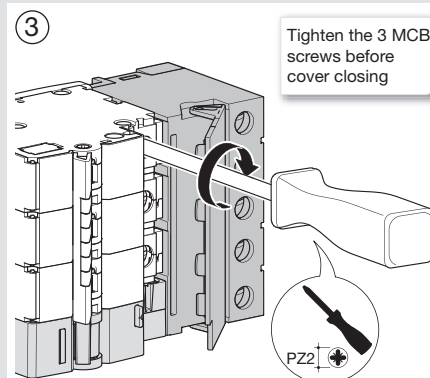
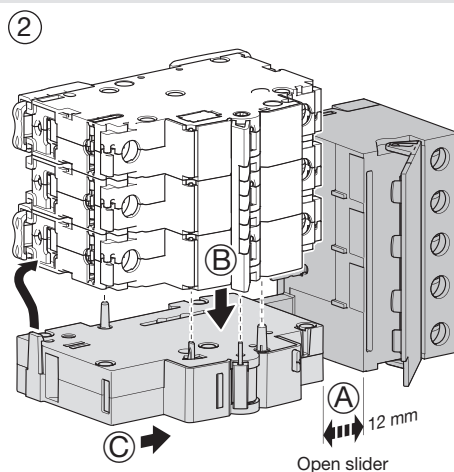
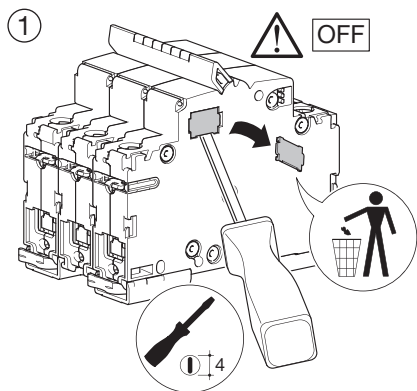


14 mm max.

Flexible cable  
6 - 40 A : 10 mm<sup>2</sup>  
40 - 63 A : 16 mm<sup>2</sup>

Multi-core cable  
6 - 40 A : 16 mm<sup>2</sup>  
40 - 63 A : 25 mm<sup>2</sup>

### Mounting MCB + AOB = RCBO

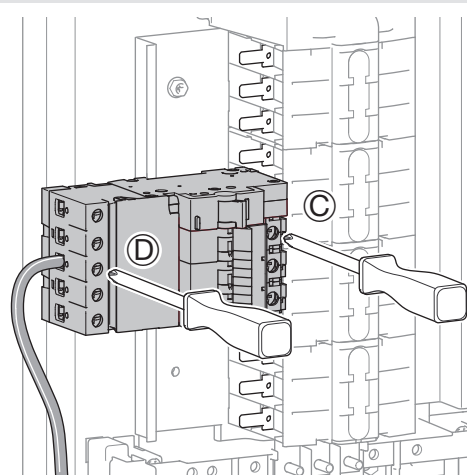
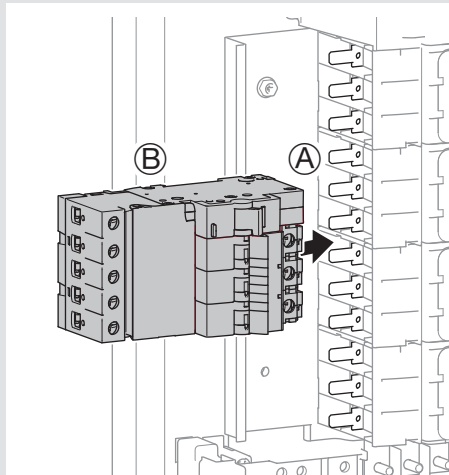
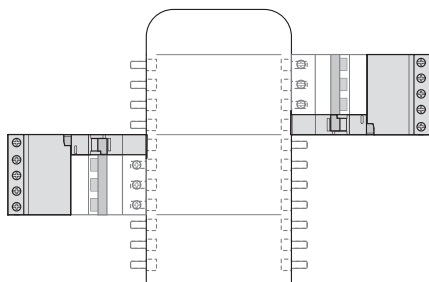


Push the grey button to comply with product standard IEC 61009-1 Annex-G.

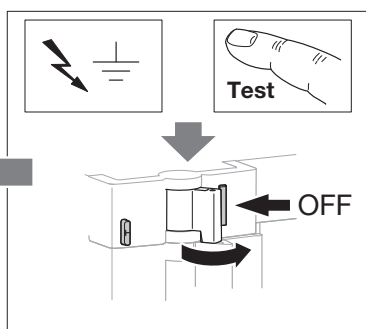
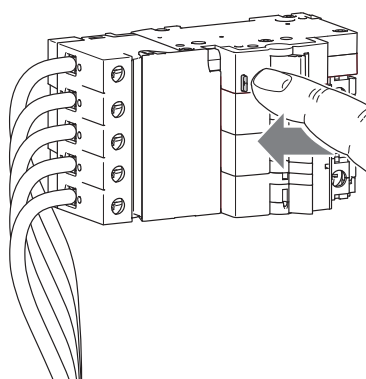
When button pushed  
MCB + AOB = RCBO  
(slider is locked)

## Mounting into panelboard

**WARNING:** Disconnect wires before any insulation test, stick the label with the red indication on the side of the panelboard



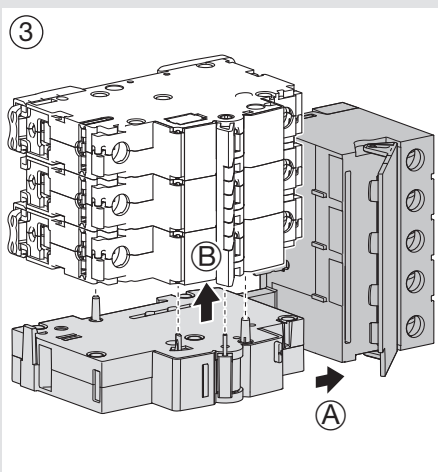
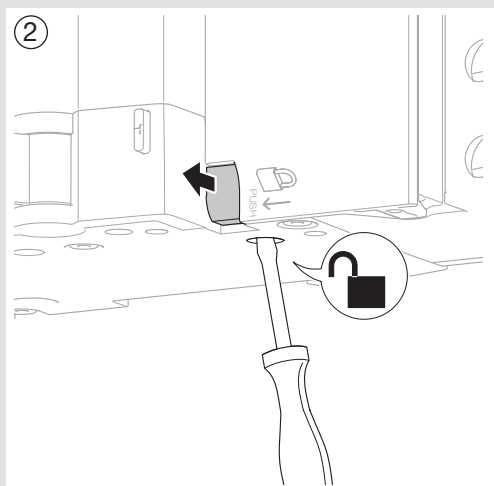


## Test



Press test button :  
RCBO must trip



TEST



For removal of AOB from MCB,  
insert screwdriver, push grey lock  
button up.

This allows slider to be open  
again. The AOB remains usable.

## GB Warranty NOT APPLICABLE FOR AUSTRALIA

A warranty period of 24 months is offered on hager products, from date of manufacture, relating to any material of manufacturing defect. If any product is found to be defective it must be returned via the installer and supplier (wholesaler). The warranty is withdrawn if:

- after inspection by hager quality control dept the device is found to have been installed in a manner which is contrary to IEE wiring regulations and accepted practice within the industry at the time of installation.
- The procedure for the return of goods has not been followed. Explanation of defect must be included when returning goods.