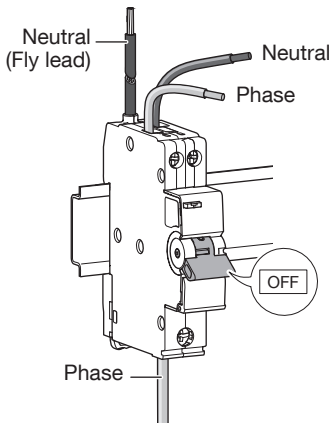


**Residual current operated circuit-breaker  
RCBO with switched neutral 6 to 32A**



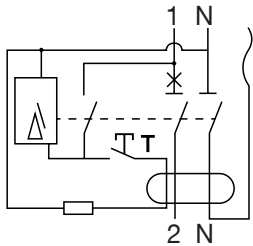
This device is to be installed only by a professional electrician fitter according to local applicable installation standards.  
Do not plug in or unplug this product when it is live.

**Electrical connection**



This device can be supplied either from the top or bottom without any alteration of its functions (bi-directional device).

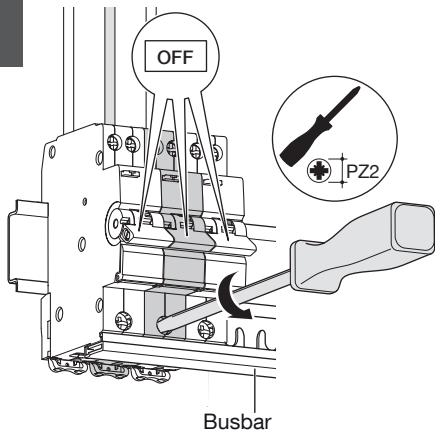
230/240V~50Hz



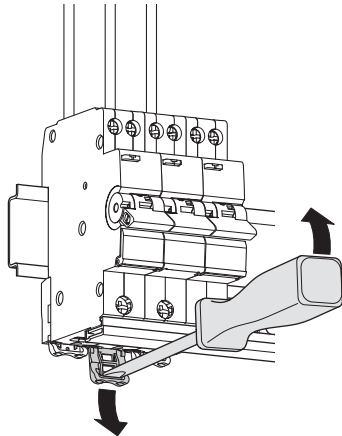
	BOTTOM	TOP
(mm <sup>2</sup> )	1 to 16 2 x 10	1 to 16 2 x 6
	12 mm	10 mm
	⊕ PZ2	⊕ PZ2
	2,1 Nm	1,9 Nm

**Easy dismantling with the plastic DIN rail clip**

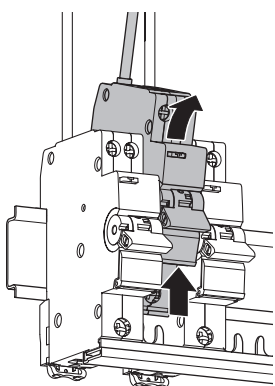
01



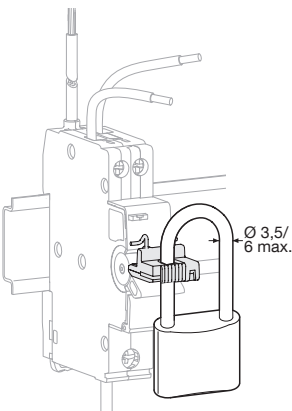
02



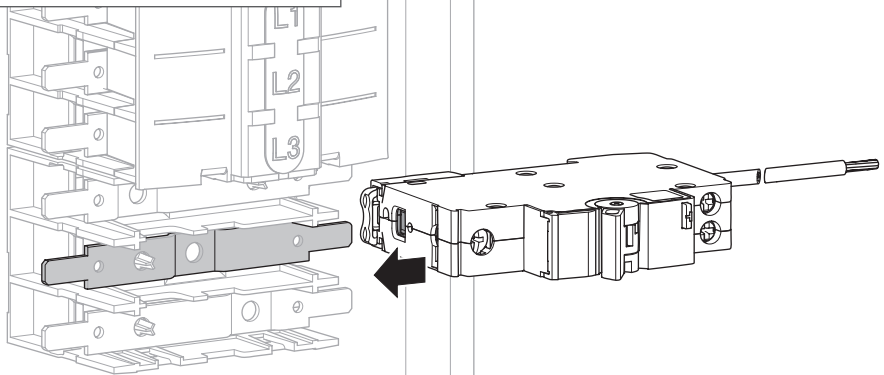
03



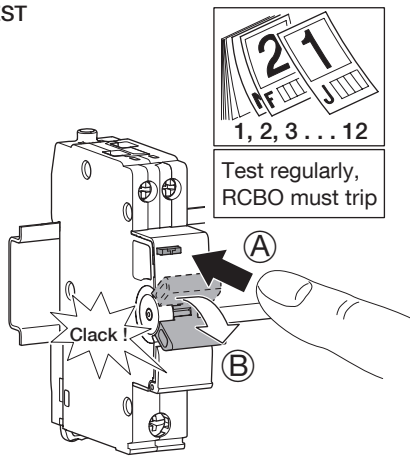
**Locking device for handle MZN175**



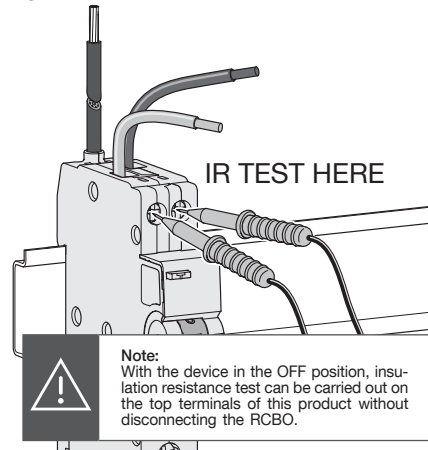
RCBO 1 module suitable for DIN rail mount & Invicta panel board (excluding UK market)



## TEST



## IR TEST



### Information

#### EVCS Guidance notes

##### ADC932R 32A RCBO

Where a ADC932R RCBO is used to supply a 7.5Kwh car charger **10mm<sup>2</sup>** cable must be used from the RCBO to the installed vehicle charge point.

Can only be used in a 6 way or larger enclosure for this application.

#### Guidance Notes for All 100A Dual RCCB Flush Consumer Units

ADC932R 32A RCBO is not verified in any Flush 100A Dual RCCB consumer units for the continuous loading of a 7.5Kwh car charger and **MUST** not be used.