



### Gesloten DIN-railunit verticaal leeg 300 x 250 mm

Technische eigenschappen

Montagevoorschriften

Closed Ja

Pole fastening Nee

Add-on device Nee

Gland plate category

Suitable as rear panel Nee

Suitable as side panel Nee

Suitable for functional integrity according to DIN 4102-12 Nee

Uitvoering rijgklemmen

Zekeringskarakteristiek

Dekselmontage

With cut out Nee

Type deksel

Kleur wit

Bestandsdeel kunststof

Oppervlak

Oppervlaktebehandeling

Surface treatment of busbar

Suitable for wall mounting Nee

Inclusief railsysteemklemmen

Met deksel Ja

Uitgevoerd met

Mounting plate included Nee

Uitbreiding mogelijk Nee

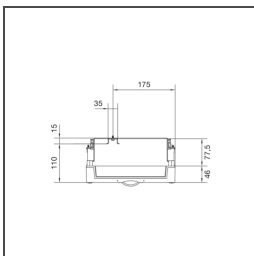
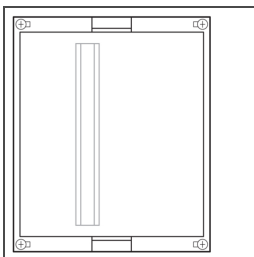
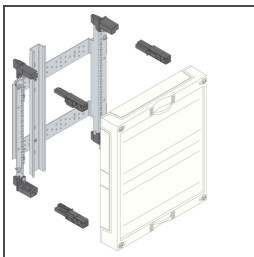
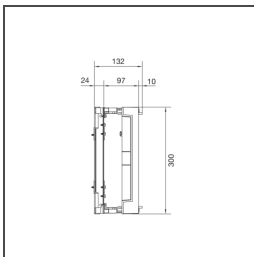
Invoerstukken

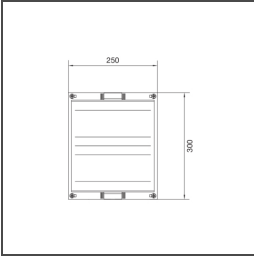
Onderdelen

Equipped with connectors Nee

Metering exchange plate included Nee

Pitched roof Nee





With backside door	Nee
With bottom plate	Nee
With busbar	Nee
With protective film	Nee
Met zuil (basis)	Nee
Keurmerken	
Europese richtlijn WEEE	niet van toepassing
Beschermingsgraad (IP)	
Beschermingsklasse	
Gloeidraad test	
Ultraviolet resistant	Nee
Vorm	
Slotted	Nee