13A switched sockets
Hager Dream

Installation manual

Safety instructions

Electrical equipment must only be installed and assembled by a qualified electrician in accordance with the relevant installation standards, regulations, directives and safety and accident prevention directives of the country.

Failure to comply with these installation instructions may result in damage to the device, fire or other hazards.

Function

BS switched sockets for electrical installations in buildings. The socket outlets are compatible with BS 1363-1 plugs.

Correct use

- For the flush-mounted installation in commercial wall boxes (recommended wall box depth ≥ 35 mm).
- Only suitable for use in indoor areas with no drip and no spray water.

Technical data

Rated voltage:	250 V~
Frequency:	50/60 Hz
Rated current:	13 A
Conductor cross-section of screw terminals:	min. 1 x 1.5 mm² ... max. 2 x 4 mm²
Distance of fixing holes (single socket):	60.3 mm
Distance of fixing holes (twin socket):	120.6 mm
Socket compliance:	BS 1363-2 and SS 145

Information for electricians
Installation and electrical connection

DANGER!
Touching live parts can result in an electric shock.
An electric shock can lead to death.
Disconnect the connecting cables before working on the device and cover all live parts in the area!

Preparing the device for installation

The device is delivered with a transparent dust protection sticker. This sticker must remain on the device during the time of installation.

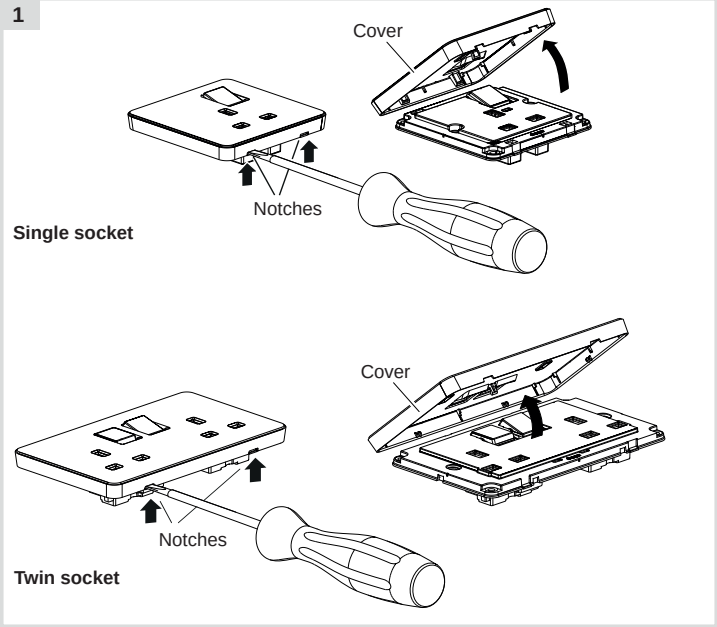

- Carefully loosen the cover on the notches with a flat-blade screwdriver (**1**).
- Lift up and remove the cover.

Connecting the device

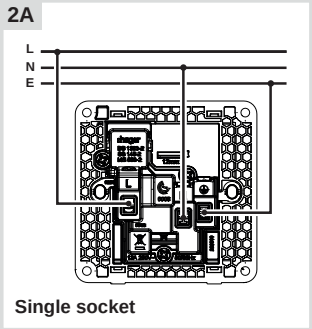

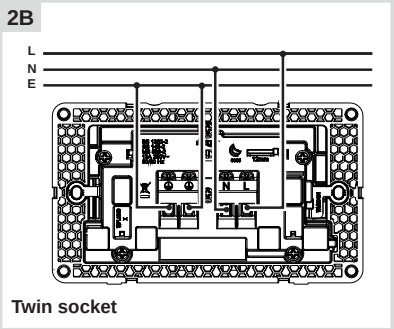

- Strip connection cables approx. 10 ... 12 mm.
- Wire the device according to the appropriate connection diagram (**2A** or **2B**).

Installing the device into the wall box

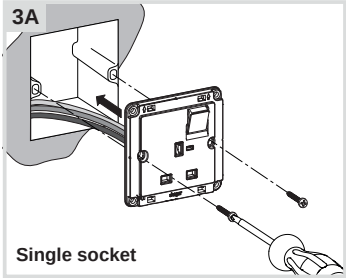

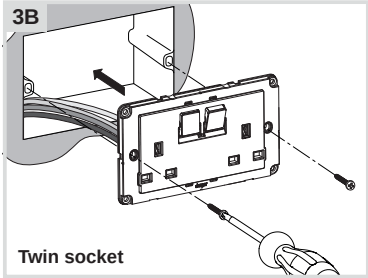

- After wiring, fix the device with the two screws attached into the wall box (**3A** or **3B**).

Assembling the cover

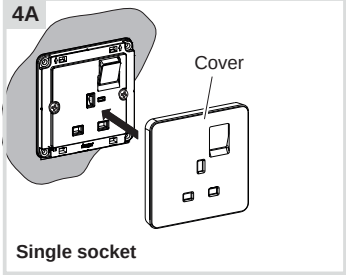

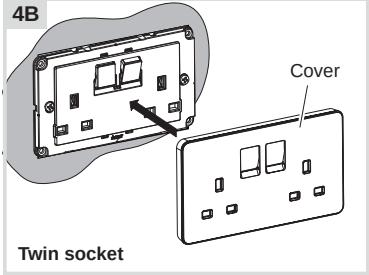

- Place the cover in the correct position and snap it onto the device (**4A** or **4B**).
- Remove the dust protection sticker.

2-5gang frames are available for multiple combinations.