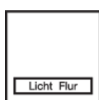






80161776

IP20



Push-button 1gang, + RGB LED, internal temp. sensor, KNX - K.1, ant.

Technical properties

Functions

With room temperature controller	Yes
----------------------------------	-----

operating concept "independent push-button" function predefined ; operating concept for "roller shutter/blind" function predefined ; switching of scenes (1..8) possible ; Orientation LED can be controlled via object ; brightness value of the status LED for day/nighttime operation preset, status LED for day/nighttime operation can be controlled via object ; integrated temperature sensor with output of the measured values ; Colour of status LED uniformly adjustable for complete device ; push-button functions: including switching, dimming, roller shutter/blind, timer, priority, temperature setpoint adjustment, operating mode changeover

Easy link functions

Function	Function for manual interruption of automatic functions already triggered
----------	---

operating surfaces as buttons (single-surface operation) and rockers (two-surface operation) ; the brightness of status LEDs are individually adjustable for button/ rocker function ; brightness value of the status LEDs for day/nighttime operation adjustable via object or manually ; value transmitter for dimming, position, brightness temperature values 1 and 2 byte ; button/rocker functions for switching, dimming, roller shutter/blind, value transmitter 1/2 byte, room thermostat extension unit, priority, scene, automatic control deactivation ; parameter defineable lock function ; integrated temperature sensor with output of the measured values via object ; Status LED configurable in its colour per button ; 3-step switch, function for incremental selection of up to 7 stored values ; rocker functions for switching, dimming, roller shutter/blind, value transmitter 1/2 byte, room thermostat extension unit, priority, scene, 2-channel mode, automatic control deactivation ; button functions for switching, dimming, roller shutter/blind, timer, value transmitter 1/2 byte, room thermostat extension unit, priority, scene, 2-channel mode, step switch, automatic control deactivation

Function

Controls and indicators

With LED indication	Yes
---------------------	-----

Number of buttons	1
-------------------	---

Operation	operating areas configurable as one or two-area operation
-----------	---

Electric current

Bus current consumption (data transfer)	max. 20 mA
---	------------

Dimensions

Labelling field length (W x H)	66.8 x 52.8 mm
--------------------------------	----------------

Height	55.1 mm
--------	---------

Width	70.9 mm
-------	---------

Power	
Power consumption, KNX	≈ 150 mW
Measurement	
Value transmitter	value transmitter for dimming, position, brightness and temperature values 1 and 2 byte
Screen	
With display	No
Materials	
Colour of design line	anthracite
Colour independent of design lines	anthracite
Material for printing	Paper
Surface appearance	glossy
Material family	Plastic
LED control	
LED	with white operating LED ; with 2 RGB status LEDs per rocker
Connection	
Bus coupling unit	for bus coupling unit flush-mounted
Settings	
Supported configuration modes	system, easy
Parameterisation	single and two push-button operation parameterisable
Scope of delivery	
Bus connection included	No
Equipment	
Number of actuation points	2
With anti-theft/dismantling protection	Yes
Product type:	product type: push-button 1gang
Use	
Differentiation characteristic 1 - Sales	with labelling field
Differentiation characteristic 2 - Sales	and RGB LED
Differentiation characteristic 3 - Sales	with integrated temperature sensor
Safety	
REACH conform	Yes
RoHS conform	Yes
Halogen free	No
Protection	with dismantling protection
Alarm	alarm telegram after disconnection from bus coupling unit 1 bit or 1 byte
Use conditions	
Operating temperature	-5...45 °C

Storage/transport temperature

-20...70 °C

Temperature

integrated temperature sensor for operation as controller extension unit ; integrated temperature sensor with output of the measured values via object

Identification

Application, usage	KNX - operating systems
Product family	product family: push-button
Main design line	KNX - Berker K.1/K.5
Secondary design line(s)	Berker K.1 ; KNX

Instructions

Special note text	Use only in conjunction with bus coupling unit 8004 00 01!
-------------------	--