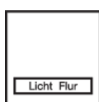






80164776

IP20



**Push-button 4gang, lab. field, + RGB LED, internal temp. sensor, KNX - K.1, ant.**

**Technical properties**

**Functions**

With room temperature controller Yes

operating concept "independent push-button" function predefined ; operating concept for "roller shutter/blind" function predefined ; switching of scenes (1..8) possible ; Orientation LED can be controlled via object ; brightness value of the status LED for day/nighttime operation preset, status LED for day/nighttime operation can be controlled via object ; integrated temperature sensor with output of the measured values ; Colour of status LED uniformly adjustable for complete device ; push-button functions: including switching, dimming, roller shutter/blind, timer, priority, temperature setpoint adjustment, operating mode changeover

Easy link functions

Function Function for manual interruption of automatic functions already triggered

operating surfaces as buttons (single-surface operation) and rockers (two-surface operation) ; the brightness of status LEDs are individually adjustable for button/ rocker function ; brightness value of the status LEDs for day/nighttime operation adjustable via object or manually ; value transmitter for dimming, position, brightness temperature values 1 and 2 byte ; integrated temperature sensor with output of the measured values via object ; button functions for switching, dimming, roller shutter/blind, timer, value transmitter 1/2 byte, room thermostat extension unit, priority, scene, 2-channel mode, step switch, automatic control deactivation ; rocker functions for switching, dimming, roller shutter/blind, value transmitter 1/2 byte, room thermostat extension unit, priority, scene, 2-channel mode, automatic control deactivation ; parameter definable lock function ; 3-step switch, function for incremental selection of up to 7 stored values ; Status LED configurable in its colour per button

Function

**Controls and indicators**

With LED indication Yes

Number of buttons 4

Operation operating areas configurable as one or two-area operation

**Electric current**

Bus current consumption (data transfer) max. 20 mA

**Dimensions**

Labelling field length (W x H) 66.8 x 25 mm

Height 25 mm

Width 66.8 mm

**Power**

Power consumption, KNX ≈ 150 mW

---

**Measurement**

---

Value transmitter value transmitter for dimming, position, brightness and temperature values 1 and 2 byte

---

**Screen**

---

With display No

---

**Materials**

---

Material for printing Paper

Material family Plastic

---

**LED control**

---

LED with white operating LED

---

**Connection**

---

Bus coupling unit for bus coupling unit flush-mounted

---

**Settings**

---

Supported configuration modes system, easy

Parameterisation single and two push-button operation parameterisable

---

**Scope of delivery**

---

Bus connection included No

---

**Equipment**

---

Number of actuation points 8

With anti-theft/dismantling protection Yes

Product type: product type: push-button 4gang

---

**Use cases**

---

Frame only for frame with large cut-out

---

**Use**

---

Differentiation characteristic 1 - Sales with labelling fields

Differentiation characteristic 2 - Sales and RGB LED

Differentiation characteristic 3 - Sales with integrated temperature sensor

---

**Safety**

---

REACH conform Yes

RoHS conform Yes

Halogen free No

Protection with dismantling protection

Alarm alarm telegram after disconnection from bus coupling unit 1 bit or 1 byte

---

**Use conditions**

---

Operating temperature -5...45 °C

Storage/transport temperature -20...70 °C (storage at > 45°C reduces the service life)

Temperature integrated temperature sensor with output of the measured values via object

**Identification**

---

Application, usage	KNX - operating systems
Product family	product family: push-button
Secondary design line(s)	KNX ; Berker K.1 ; Berker K.5

---

**Instructions**

---

Special note text	In the design lines S.1/B.x and K.x only to be used in combination with a frame with a large cut-out! ; Use only in conjunction with bus coupling unit 8004 00 01!
-------------------	---