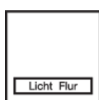






80162773

IP20



Push-button 2gang, + RGB LED, internal temp. sensor, KNX - K.5, stainless steel

Technical properties

Functions

With room temperature controller	Yes
----------------------------------	-----

operating concept "independent push-button" function predefined ; operating concept for "roller shutter/blind" function predefined ; switching of scenes (1..8) possible ; Orientation LED can be controlled via object ; brightness value of the status LED for day/nighttime operation preset, status LED for day/nighttime operation can be controlled via object ; integrated temperature sensor with output of the measured values ; Colour of status LED uniformly adjustable for complete device ; push-button functions: including switching, dimming, roller shutter/blind, timer, priority, temperature setpoint adjustment, operating mode changeover

Easy link functions

Function	Function for manual interruption of automatic functions already triggered
----------	---

operating surfaces as buttons (single-surface operation) and rockers (two-surface operation) ; the brightness of status LEDs are individually adjustable for button/ rocker function ; brightness value of the status LEDs for day/nighttime operation adjustable via object or manually ; value transmitter for dimming, position, brightness temperature values 1 and 2 byte ; button/rocker functions for switching, dimming, roller shutter/blind, value transmitter 1/2 byte, room thermostat extension unit, priority, scene, automatic control deactivation ; integrated temperature sensor with output of the measured values via object ; button functions for switching, dimming, roller shutter/blind, timer, value transmitter 1/2 byte, room thermostat extension unit, priority, scene, 2-channel mode, step switch, automatic control deactivation ; rocker functions for switching, dimming, roller shutter/blind, value transmitter 1/2 byte, room thermostat extension unit, priority, scene, 2-channel mode, automatic control deactivation ; 3-step switch, function for incremental selection of up to 7 stored values ; Status LED configurable in its colour per button ; parameter defineable lock function

Function

Controls and indicators

With LED indication	Yes
---------------------	-----

Number of buttons	2
-------------------	---

Operation	operating areas configurable as one or two-area operation
-----------	---

Electric current

Bus current consumption (data transfer)	max. 20 mA
---	------------

Dimensions

Labelling field length (W x H)	66.8 x 25 mm
--------------------------------	--------------

Height	25 mm
--------	-------

Width	66.8 mm
-------	---------

Power	
Power consumption, KNX	≈ 150 mW
Measurement	
Value transmitter	value transmitter for dimming, position, brightness and temperature values 1 and 2 byte
Screen	
With display	No
Materials	
Material for printing	Paper
Material family	Plastic
LED control	
LED	with white operating LED ; with 2 RGB status LEDs per rocker
Connection	
Bus coupling unit	for bus coupling unit flush-mounted
Settings	
Supported configuration modes	system, easy
Parameterisation	single and two push-button operation parameterisable
Scope of delivery	
Bus connection included	No
Equipment	
Number of actuation points	4
With anti-theft/dismantling protection	Yes
Product type:	product type: push-button 2gang
Use	
Differentiation characteristic 1 - Sales	with labelling fields
Differentiation characteristic 2 - Sales	and RGB LED
Differentiation characteristic 3 - Sales	with integrated temperature sensor
Safety	
REACH conform	Yes
RoHS conform	Yes
Halogen free	No
Protection	with dismantling protection
Alarm	alarm telegram after disconnection from bus coupling unit 1 bit or 1 byte
Use conditions	
Operating temperature	-5...45 °C
Storage/transport temperature	-20...70 °C (storage at > 45°C reduces the service life)
Temperature	integrated temperature sensor with output of the measured values via object

Identification	
Application, usage	KNX - operating systems
Product family	product family: push-button
Main design line	KNX - Berker K.1/K.5
Instructions	
Special note text	Use only in conjunction with bus coupling unit 8004 00 01!